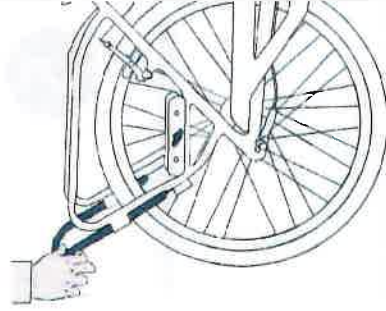


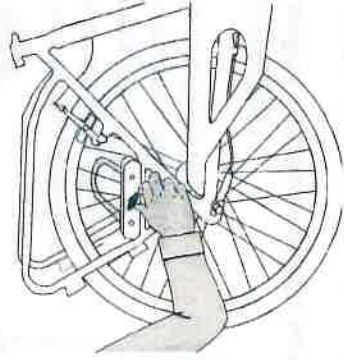
How to Return a Bicycle

1



Remove the U-bar from the back of the bicycle frame. Position bicycle next to bike rack with corresponding key box for this bicycle.

2



Position the U-lock around bike rack, and snap the U-bar into the lock on the bicycle frame to lock the bike.

Remove the key from the lock.

3



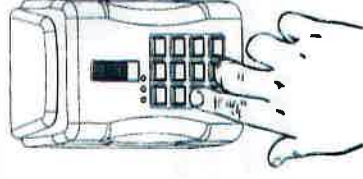
From within the Movatic App on your phone, press the icon in the upper right corner to show details of your current rental. Press 'End Rental'.

4



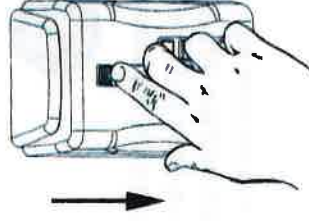
You will receive a PIN code for the key box.

5



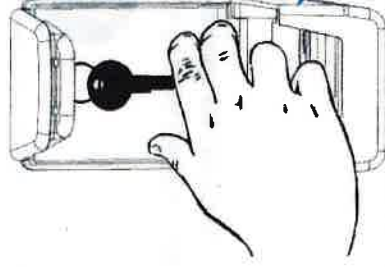
Enter the PIN code onto the keypad of the key box.

6



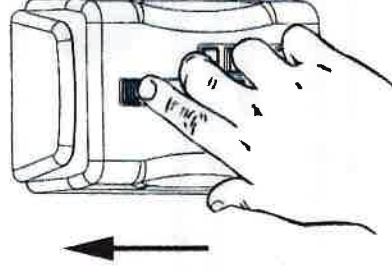
Slide the latch down to open the key box door.

7



Return the bicycle key to the key box.

8



Close the key box door, slide the latch up, and press the ENTER button to confirm it is electronically locked.

IMPORTANT

Confirm that the latch is locked.